


J648

COLOURWAYS





SATIN LOOK RIBBON



COLOUR

J648




SATIN LOOK RIBBON

NOTE:

The maximum decoration area is a guide only and is greatly dependant on the logo shape.

EMBROIDERY

J648



SATIN LOOK RIBBON

NOTE:

The maximum decoration area is a guide only and is greatly dependant on the logo shape.

SUPASUB / SUPAFLEX / SUPAETCH

J648

FABRIC SWATCH

BLACK



BLACK

NAVY



PMS 2965 C

Pantone colours are provided as a reference only and are based on closest match. Actual product colour may differ. If a precise colour match is required we recommend ordering a sample.