



M200

COLOURWAYS



COLOUR

M200




NOTE:

The maximum decoration area is a guide only and is greatly dependant on the logo shape.

EMBROIDERY

M200




NOTE:

The maximum decoration area is a guide only and is greatly dependant on the logo shape.

SUPASUB

M200

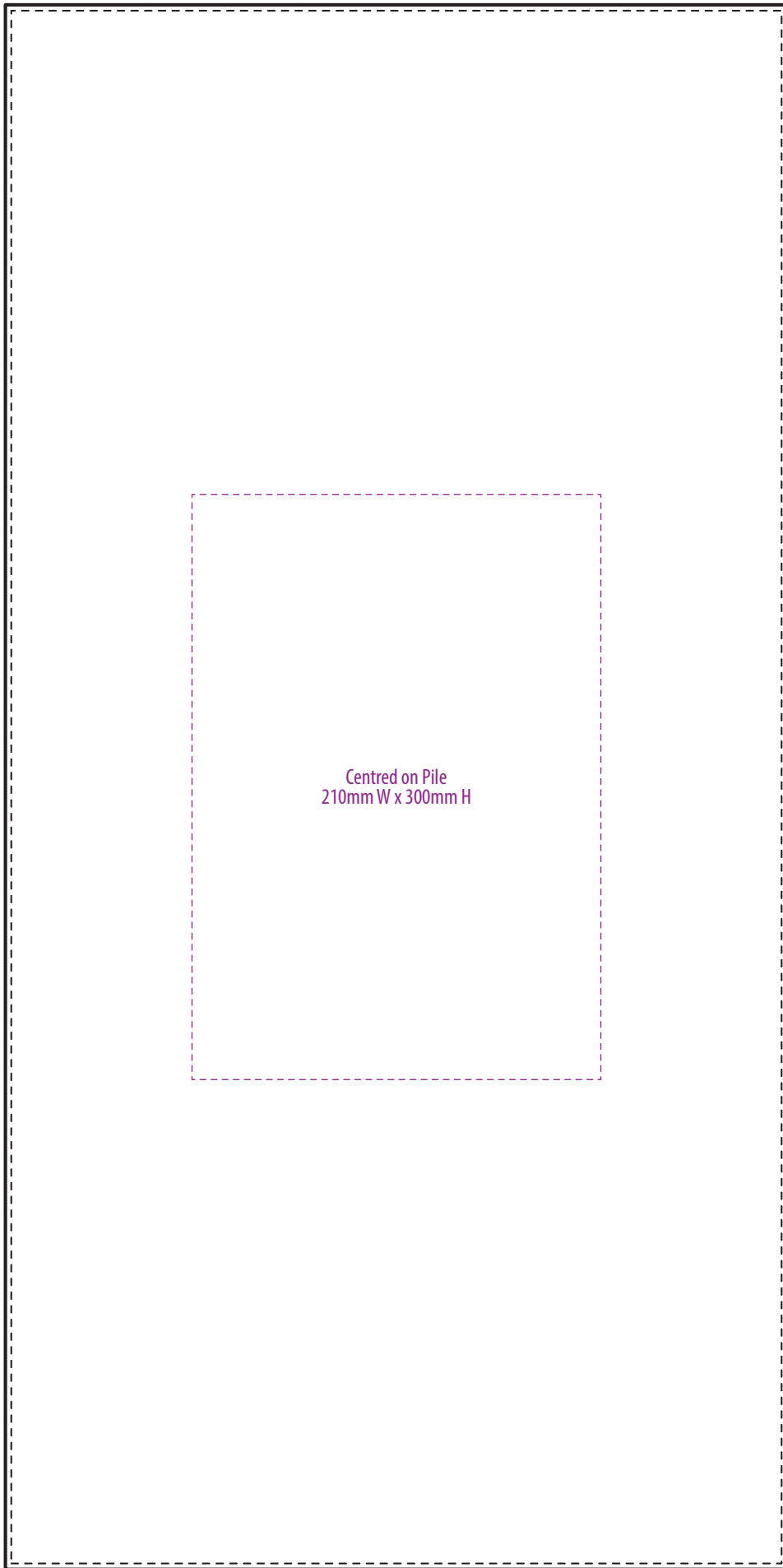


NOTE:

The maximum decoration area is a guide only and is greatly dependant on the logo shape.

SUPACLOUR

M200



NOTE:

The maximum decoration area is a guide only and is greatly dependant on the logo shape.

SCREENPRINT

M200

FABRIC SWATCH

TURQUOISE



PMS 279 C

WHITE



WHITE

Pantone colours are provided as a reference only and are based on closest match. Actual product colour may differ. If a precise colour match is required we recommend ordering a sample.